



Third-Party Site Configuration and Operations

Avi Technical Reference (v17.1)

Copyright © 2018

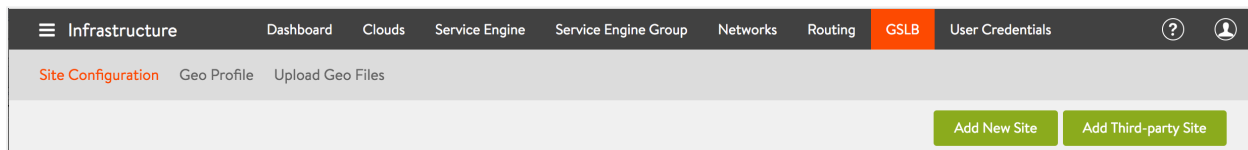
Third-Party Site Configuration and Operations

[view online](#)

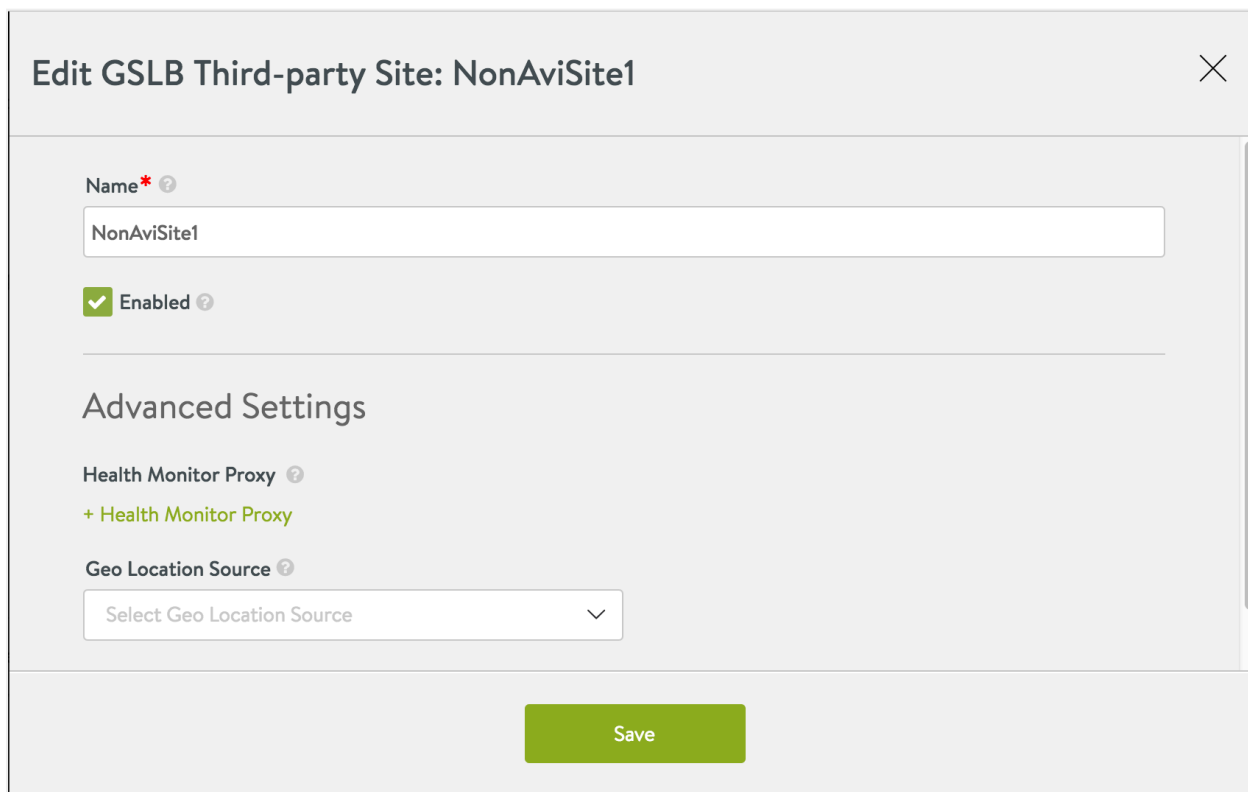
Application services running outside the context of Avi Vantage may be incorporated into the global applications of an Avi GSLB configuration, resulting in a single point of visibility and control for global apps. Sets of third-party apps may be grouped into third-party sites to ease management tasks such as site maintenance. This article shows how to configure a third-party GSLB site and operate upon it.

Defining GSLB Sites

GSLB is off by default, as is evident when first an authorized administrator navigates to Infrastructure > GSLB ? the only subtab visible is Site Configuration. After clicking the pencil icon, and providing a configuration name, additional tabs and buttons appear as shown below.



Via the green buttons at top right, both Avi and non-Avi (third-party) sites may be defined. The editor for third-party site creation is illustrated below.



After an Avi site (by default the first Avi site becomes the GSLB leader) and one third-party site is created, we see the two-site configuration shown as below.

The screenshot shows the 'Site Configuration' page in the Avi Networks management console. The page is divided into several sections:

- Subdomains delegated to GSLB:** A list containing 'alpha.com' with edit and delete icons.
- Active Members:** A table displaying one active member:

Name	Type	IP Address	Port	Username	DNS VSes	Site Status	SW Version
GSLBConfNa...	Leader (current)	10.144.131.123	443	admin		●	17.2.3
- Third-party Sites:** A table displaying one third-party site:

Name	Enabled
NonAviSite1	Enabled

Avi sites may be active or passive, and the above Site Configuration display will show them characterized as such. However, a third-party site has no opportunity to be either active or passive; such sites are always displayed in their own separate section.

Associating Third-Party Services with Third-Party Sites

Just like a native Avi member service, a third-party member service needs to be incorporated into some Avi GSLB pool. Indeed, it may be the first service to be incorporated into a GSLB pool. That in fact is what is illustrated in the GSLB service editor screenshot below. In general, one can identify a pool member either by IP address or as a native Avi virtual service, the latter being the default method. If identified by IP address, Avi automatically infers the member is a non-Avi service and then demands either an IP address or FQDN by which to locate it. For each third-party pool member incorporated, one may optionally furnish a pre-existing or freshly-created third-party site name (via the Third-party Site Cluster Controller field). Analogous to Avi sites, other third-party member services may be located on a given third-party site.

The screenshot shows the 'New GSLB Service' configuration form. The form includes the following fields:

- Name***: A text input field containing 'GSLBServiceName1'.
- Application Name***: A text input field containing 'app1.alpha.com'.
- Subdomain***: A dropdown menu showing '.alpha.com'.
- + Add Domain Name**: A button to add additional domain names.
- Health Monitor**: A section for configuring health monitoring, partially visible at the bottom.

Health Monitor Scope Only Non Avi Members All Members Controller Health Status

Select Group Type: **Active Active** | Active Standby

LB Algorithm: Round Robin

Pool Member

IP Address Virtual Service

IP Address or FQDN: 1.2.3.4

Third-party Site Cluster Controller: NonAviSite1

Public IP Address:

Description: First of several services not running under an Avi Controller. Other IP addresses planned for this pool.

[Add GSLB Pool Member](#)

Save

To add a second third-party site, the administrator returns to the Site Configuration screen, clicks on the green Add Third-party Site button and furnishes information as before. The final result might look as depicted below.

Dashboard | Clouds | Service Engine | Service Engine Group | Networks | Routing | **GSLB** | User Credentials

Site Configuration | Geo Profile | Upload Geo Files

Add New Site | **Add Third-party Site**

Subdomains delegated to GSLB:
alpha.com

Active Members:

Displaying 1 item(s)

<input type="checkbox"/>	Name	Type	IP Address	Port	Username	DNS VSes	Site Status	SW Version
<input type="checkbox"/>	GSLBConf...	Leader (cu...	10.144.131...	443	admin		●	17.2.3

Third-party Sites

Displaying 2 item(s)

<input type="checkbox"/>	Name	Enabled	
<input type="checkbox"/>	NonAviSite1	Enabled	
<input type="checkbox"/>	NonAviSite2	Enabled	

To expand the third-party application to that newly-defined third-party site, first return to the GSLB services list:

Applications Dashboard Virtual Services Pools Pool Groups **GSLB Services**

Displaying Past 6 Hours

<input type="checkbox"/>	Name	App Domain Name	Enable State	Status	
<input type="checkbox"/>	GSLBServiceName1	app1.alpha.com	Enabled		

Click the pencil icon associated with the GSLB service to be expanded to bring up the below screen.

Edit GSLB Service

Name*

Application Name* Subdomain*

+ Add Domain Name

Health Monitor

Health Monitor Scope Only Non Avi Members All Members Controller Health Status

GSLB pool *

Displaying 1 item(s)			
Name	Priority	Algorithm	Description

GSLBServiceName1-pool 9 Round Robin

Number of IPs returned by DNS server

TTL served by DNS Service

 Sec

Down Response

Save

Click on the pencil icon for the GSLBServiceName1-pool to bring up the GSLB pool editor. Scroll to the bottom of the editor and click the Add GSLB Pool Member hypertext. The editor window will expand. Scroll down and complete the details for the second pool member, which will be associated to the freshly created third-party site named NonAviSite2. Click on Done to complete edits.

← Edit GSLB Pool ✕

IP Address Virtual Service

IP Address or FQDN*

Third-party Site Cluster Controller

Public IP Address

Ratio*

Geo Location Source

Description

First of several services not running under an Avi Controller. Other IP addresses planned for this pool.

Enabled

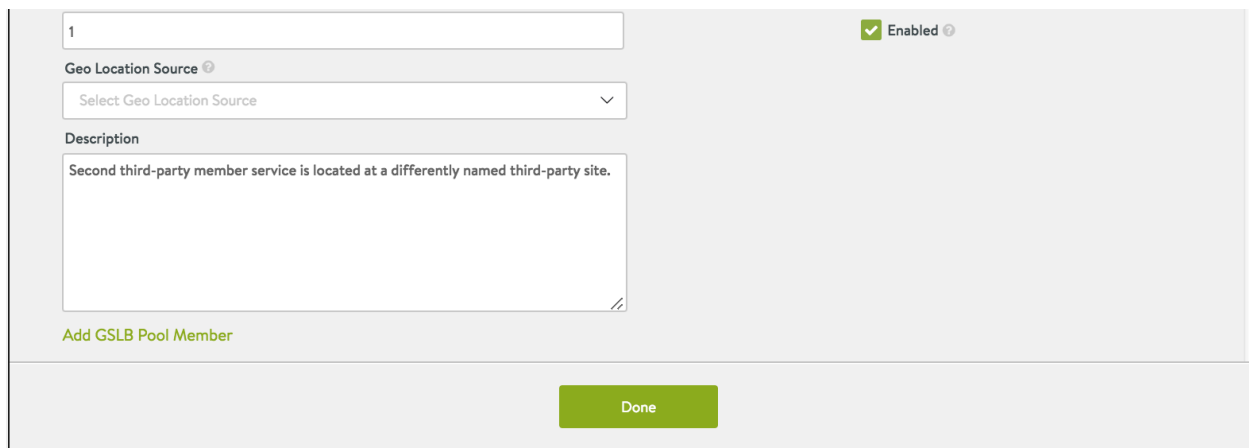
IP Address Virtual Service

IP Address or FQDN*

Third-party Site Cluster Controller

Public IP Address

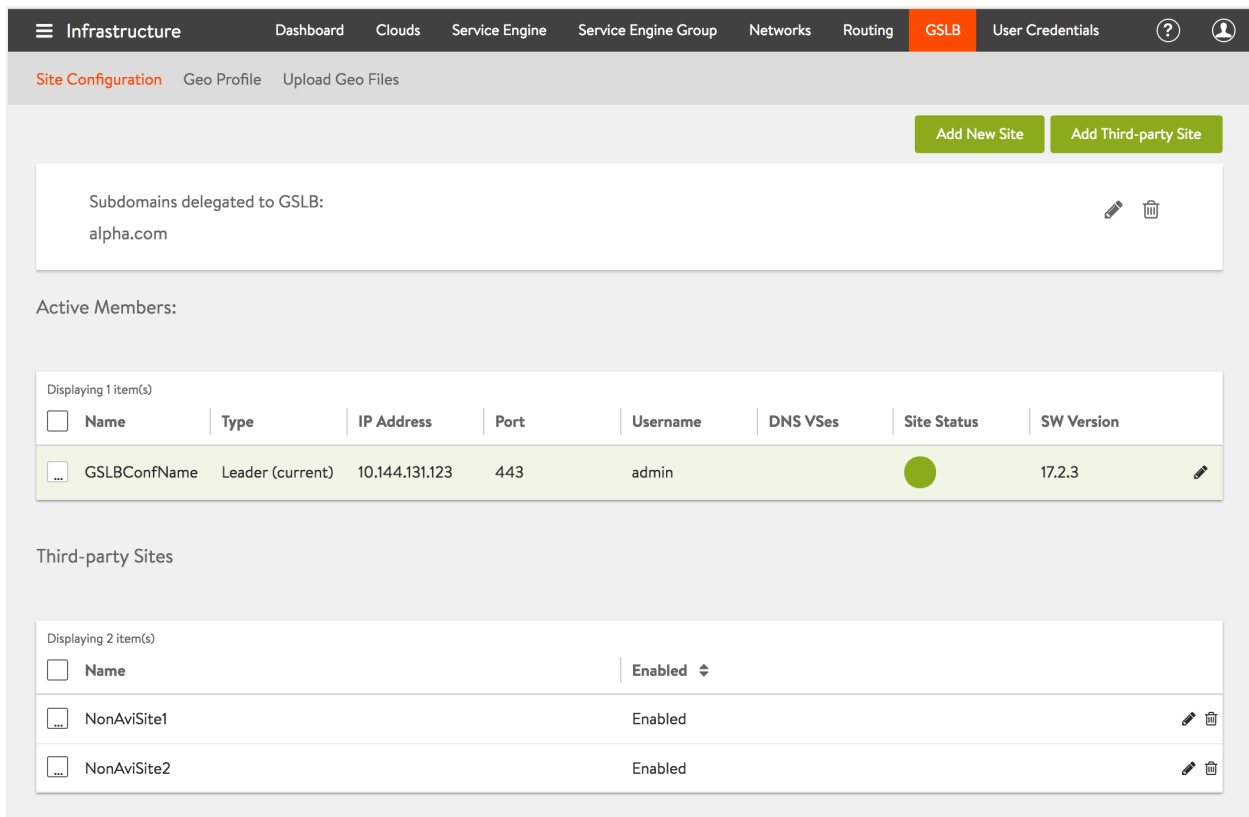
Ratio*



Now the third-party GSLB service named `GSLBServiceName1` has a "footprint" on two sites.

Use Case: Disabling Third-Party Sites

Aggregating external services into third-party sites allows the administrator to disable all members of a site, rather than having to explicitly modifying the members of many GSLB services. For example, when performing hardware or software maintenance at a single site, one can disable a set of resident member services in just one step. For example, start with the two-site configuration shown below.



To disable every third-party member service running at NonAviSite1, simply click on the pencil icon at the right end on that site's row. On the screen that subsequently appears, uncheck the Enabled option and click on Save.

Edit GSLB Third-party Site: NonAviSite1

Name* ?
NonAviSite1

Enabled ?

Advanced Settings

Health Monitor Proxy ?
[+ Health Monitor Proxy](#)

Geo Location Source ?
Select Geo Location Source ▼

Save

The Third-party Sites section of the Site Configuration screen will confirm the change, as shown below.

Third-party Sites			
Displaying 2 item(s)			
<input type="checkbox"/>	Name	Enabled	
<input type="checkbox"/>	NonAviSite1	Disabled	
<input type="checkbox"/>	NonAviSite2	Enabled	

Use Case: Optimizing Health Monitoring

Only data-path health monitoring can be applied to third party members. Gathering GSLB pool external members into a third-party site enables easy optimization of health monitoring. First, identify an active Avi site from which health monitoring would be most efficient (proximity to the third-party site and other factors will influence the choice). Then use the GSLB Third-Party Site editor to select the chosen Avi site from the Health Monitor Proxy pulldown menu. For more information on health monitoring by proxy, read [this section](#) of the Avi GSLB Service Health Monitors article.